








ST. THOMAS SCHOOL, DHURWA, RANCHI

THIRD TERMINAL SYLLABUS 2020-21

SUBJECT- COMPUTER

STD- 3

WEEK	DATE	CHAPTER No./ NAME	SYLLABUS
1ST	21 st Oct to 30 th Oct	L-6 Fun with Paint	Introduction about Tools of Paint-Color, picker tool, Select Tool, free-form selection, Brushes Tool.
2ND	2 nd Nov to 6 th Nov	L-6 contd.	Air brush tool, Magnifier tool, copy picture, To move picture.
3RD	9 th Nov to 12 th Nov	L-6 contd.	Resize the picture, To save the picture, Exercise in the book.
4TH	17 th Nov to 20 th Nov	L-6 contd.	Revision.
5TH	23 rd Nov to 27 th Nov	Logo	Logo-Introduction- What is Logo? It's full form, Logo Cursor and Primitives- full form- FD, BK, LT, RT, HT, ST, CS, CT, PU, PD and HOME.
6TH	1 st Dec to 4 th Dec	Logo	Functions of Primitives.
7TH	7 th Dec to 12 th Dec	Logo	Differences between Primitives- FD & BK, LT & RT, CS & CT.
8TH	14 th Dec to 18 th Dec	Logo	Difference between HT & ST, PU & PD.
9TH	21 st Dec to 23 rd Dec	Logo	Revision Logo- whatever done till date.
10TH	4 th Jan to 8 th Jan	Logo	Write commands for the given figures
			
11TH	11 th Jan to 15 th Jan	Logo	Write commands for the given figures

			
12TH	18 th Jan to 22 nd Jan	Logo	Drawing of figures using the given primitives
FD20 LT90 FD40 HT	BK20 RT90 FD30 HT	FD50 RT90 FD25 BK50	FD30 LT90 FD30 RT90 FD30 RT90 FD30
13TH	25 th Jan to 29 th Jan	Logo	Drawing of figures using the given primitives
FD40 RT90 FD40 RT90 FD0 HT	BK20 PU BK10 PD BK20 HT	FD40 RT90 FD60 HT	FD30 RT90 PU FD10 PD FD20 HT
14TH	1 st Feb to 5 th Feb	L-6 Fun with Paint	Revision
15TH	8 th Feb to 12 th Feb	Logo	Revision Logo